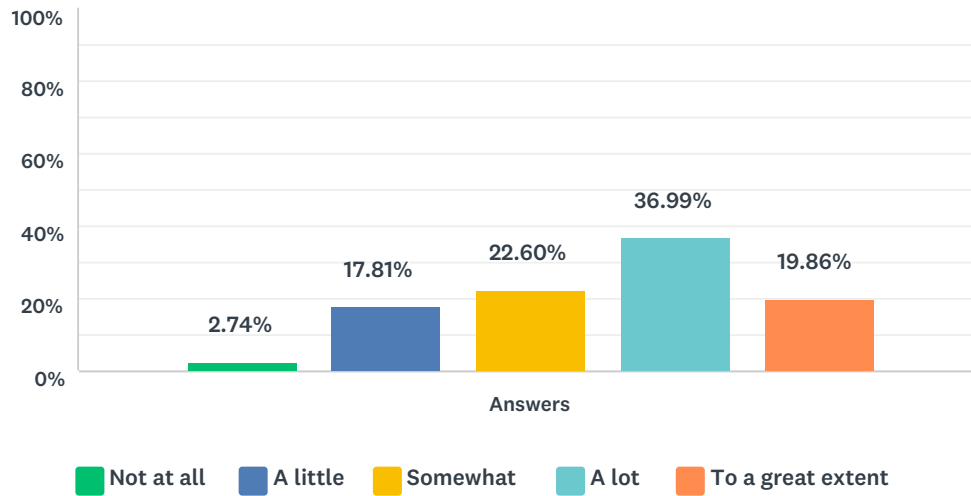


Q1 To what extent does the Celina Police Department develop relationships with community members (e.g., residents, organizations, and groups)?

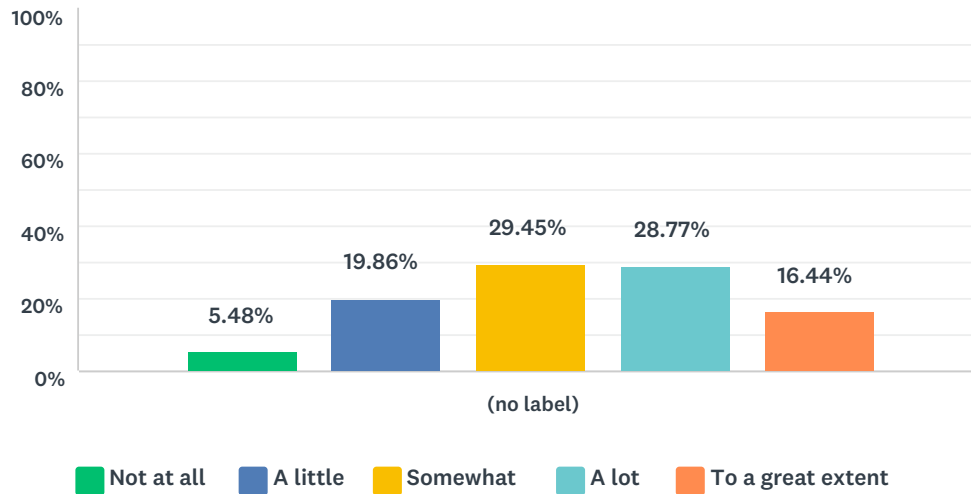
Answered: 146 Skipped: 3



	NOT AT ALL	A LITTLE	SOMEWHAT	A LOT	TO A GREAT EXTENT	TOTAL	WEIGHTED AVERAGE
Answers	2.74%	17.81%	22.60%	36.99%	19.86%	146	3.53
	4	26	33	54	29		

Q2 To what extent does the Celina Police Department regularly communicate with community members (e.g., websites, e-mails, or public meetings)?

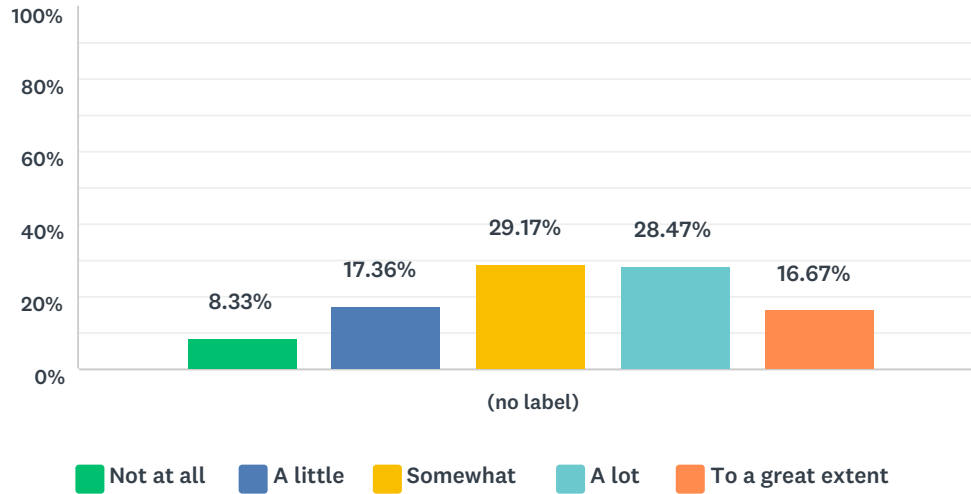
Answered: 146 Skipped: 3



	NOT AT ALL	A LITTLE	SOMEWHAT	A LOT	TO A GREAT EXTENT	TOTAL	WEIGHTED AVERAGE
(no label)	5.48%	19.86%	29.45%	28.77%	16.44%	146	3.31
	8	29	43	42	24		

Q3 To what extent does the Celina Police Department make it easy for community members to provide input (e.g., comments, suggestions, and concerns)?

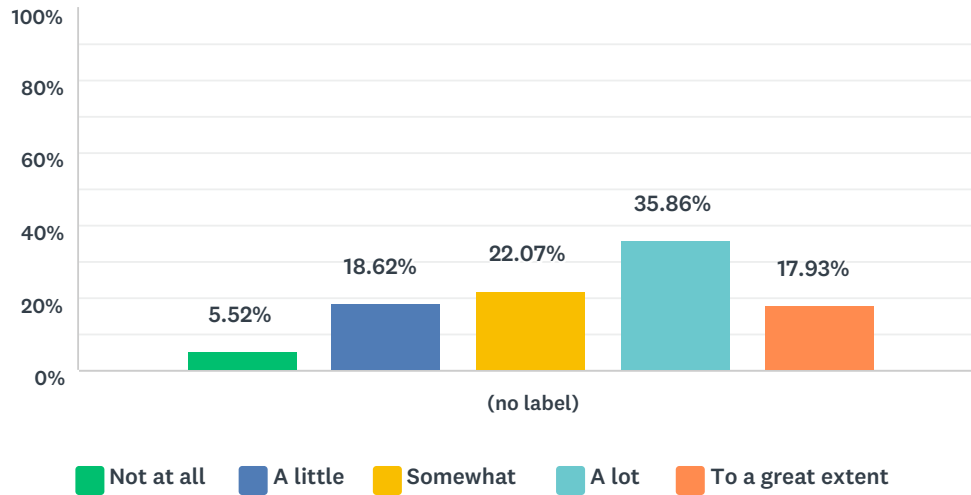
Answered: 144 Skipped: 5



	NOT AT ALL	A LITTLE	SOMEWHAT	A LOT	TO A GREAT EXTENT	TOTAL	WEIGHTED AVERAGE
(no label)	8.33%	17.36%	29.17%	28.47%	16.67%	144	3.28
	12	25	42	41	24		

Q4 To what extent does the Celina Police Department work together with community members to solve local problems?

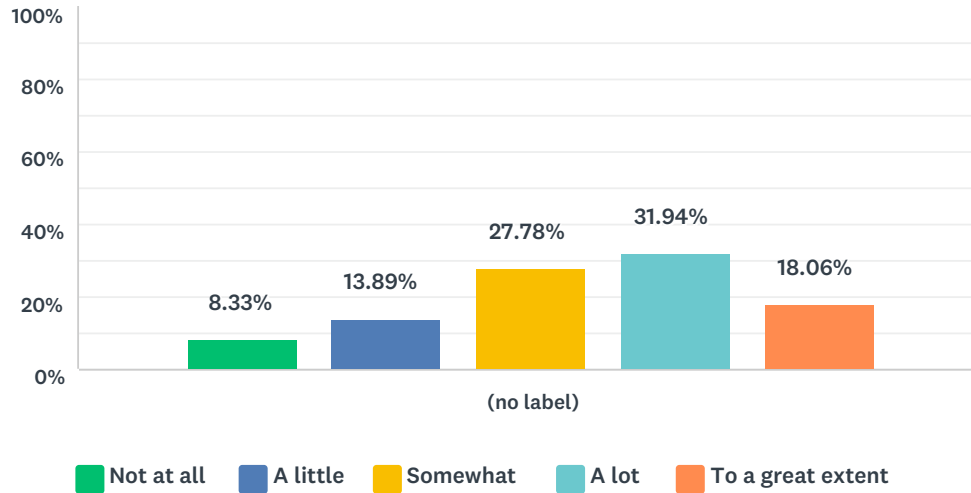
Answered: 145 Skipped: 4



	NOT AT ALL	A LITTLE	SOMEWHAT	A LOT	TO A GREAT EXTENT	TOTAL	WEIGHTED AVERAGE
(no label)	5.52%	18.62%	22.07%	35.86%	17.93%	145	3.42
	8	27	32	52	26		

Q5 Community policing involves officers in the Celina Police Department working with the community to address the causes of crime in an effort to reduce the problems themselves through a wide range of activities. Based on this definition, to what extent do you think the Celina Police Department practices community policing?

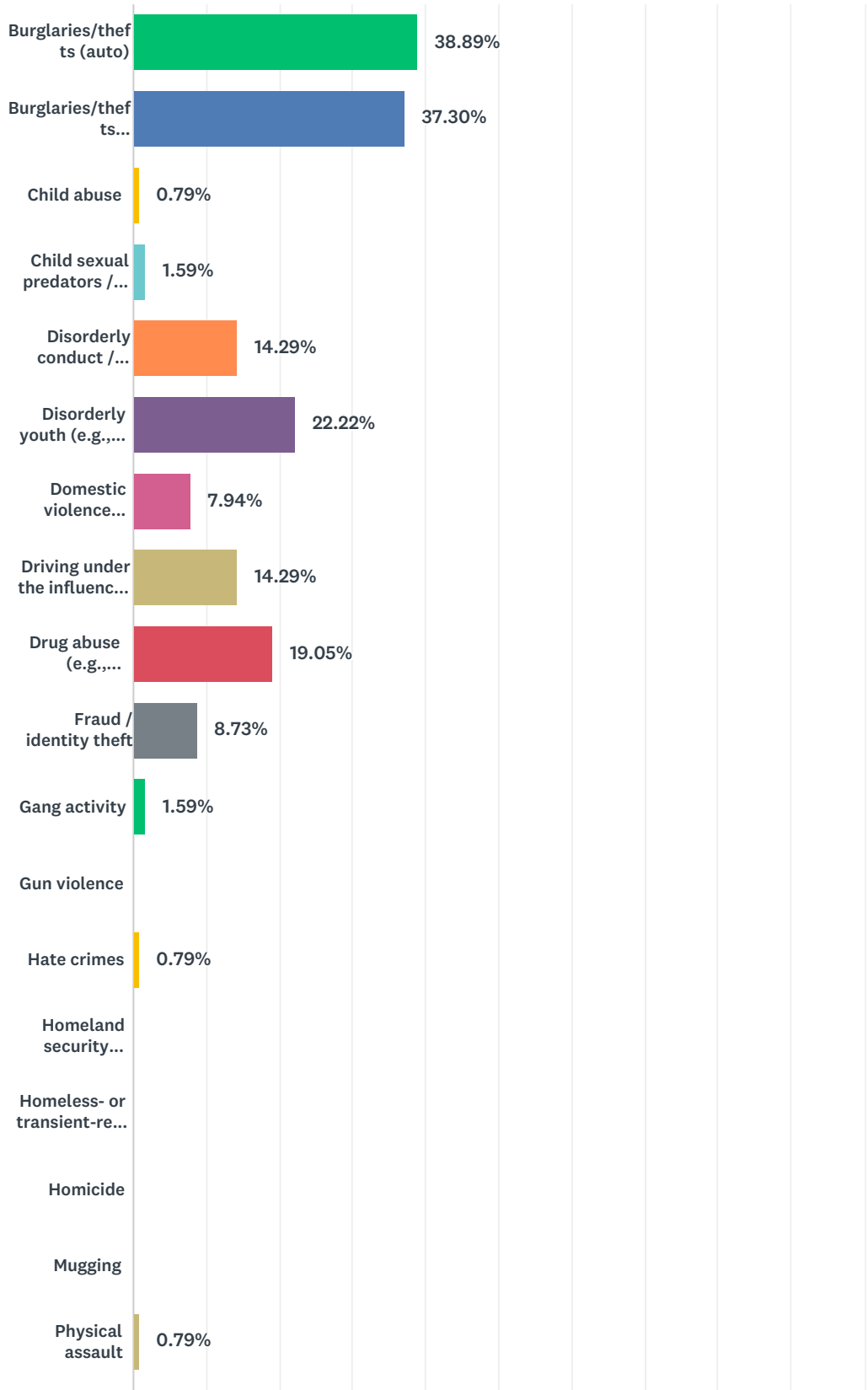
Answered: 144 Skipped: 5

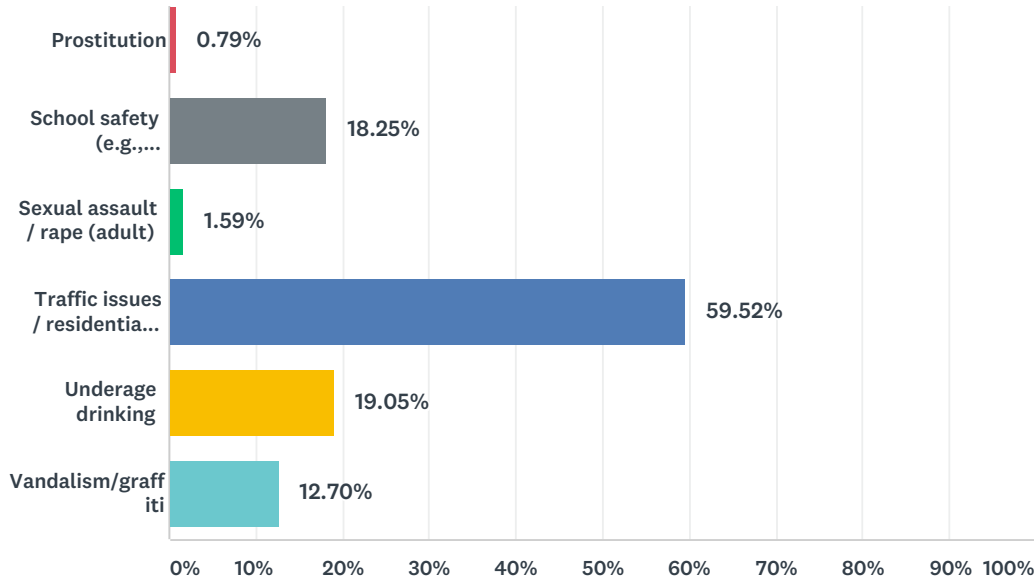


	NOT AT ALL	A LITTLE	SOMEWHAT	A LOT	TO A GREAT EXTENT	TOTAL	WEIGHTED AVERAGE
(no label)	8.33%	13.89%	27.78%	31.94%	18.06%	144	3.38
	12	20	40	46	26		

Q6 Please select the three (3) issues you think are the greatest problems within your community.

Answered: 126 Skipped: 23



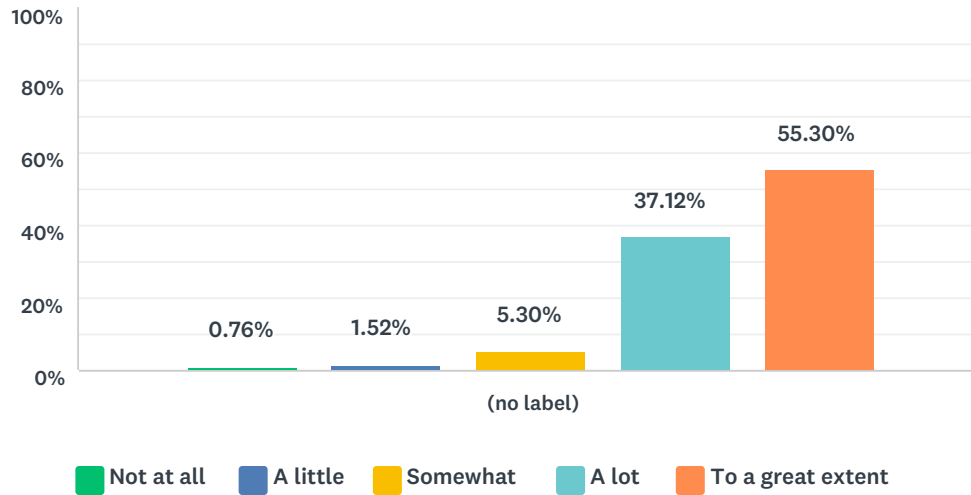


ANSWER CHOICES	RESPONSES	
Burglaries/thefts (auto)	38.89%	49
Burglaries/thefts (residential)	37.30%	47
Child abuse	0.79%	1
Child sexual predators / Internet safety	1.59%	2
Disorderly conduct / public intoxication / noise violations	14.29%	18
Disorderly youth (e.g., cruising or gathering)	22.22%	28
Domestic violence (adult)	7.94%	10
Driving under the influence (i.e., alcohol or drugs)	14.29%	18
Drug abuse (e.g., manufacture, sale, or use of illegal/prescription drugs)	19.05%	24
Fraud / identity theft	8.73%	11
Gang activity	1.59%	2
Gun violence	0.00%	0
Hate crimes	0.79%	1
Homeland security problems	0.00%	0
Homeless- or transient-related problems (panhandling)	0.00%	0
Homicide	0.00%	0
Mugging	0.00%	0
Physical assault	0.79%	1
Prostitution	0.79%	1
School safety (e.g., bullying, fighting, or weapons)	18.25%	23
Sexual assault / rape (adult)	1.59%	2
Traffic issues / residential speeding	59.52%	75

Underage drinking	19.05%	24
Vandalism/graffiti	12.70%	16
Total Respondents: 126		

Q7 To what extent do you feel safe in your community when you are outside alone during the day?

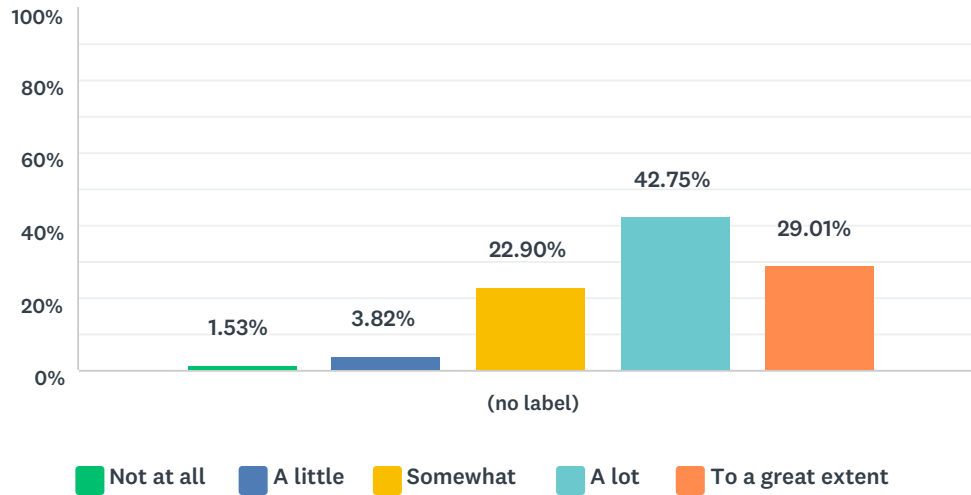
Answered: 132 Skipped: 17



	NOT AT ALL	A LITTLE	SOMEWHAT	A LOT	TO A GREAT EXTENT	TOTAL	WEIGHTED AVERAGE
(no label)	0.76%	1.52%	5.30%	37.12%	55.30%	132	4.45
	1	2	7	49	73		

Q8 To what extent do you feel safe in your community when you are outside alone at night?

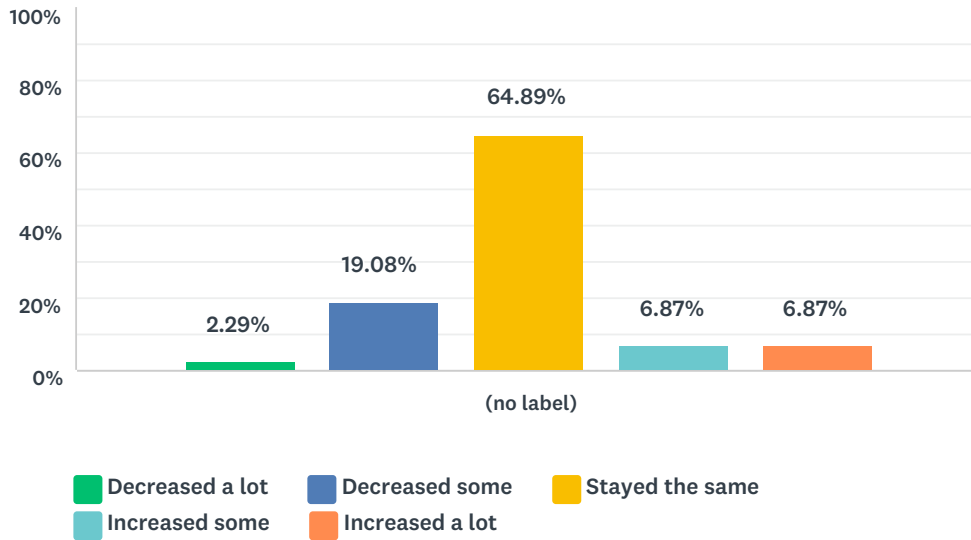
Answered: 131 Skipped: 18



	NOT AT ALL	A LITTLE	SOMEWHAT	A LOT	TO A GREAT EXTENT	TOTAL	WEIGHTED AVERAGE
(no label)	1.53%	3.82%	22.90%	42.75%	29.01%	131	3.94
	2	5	30	56	38		

Q9 Over the last 12 months, to what extent have your feelings of safety in your community increased, decreased, or stayed the same?

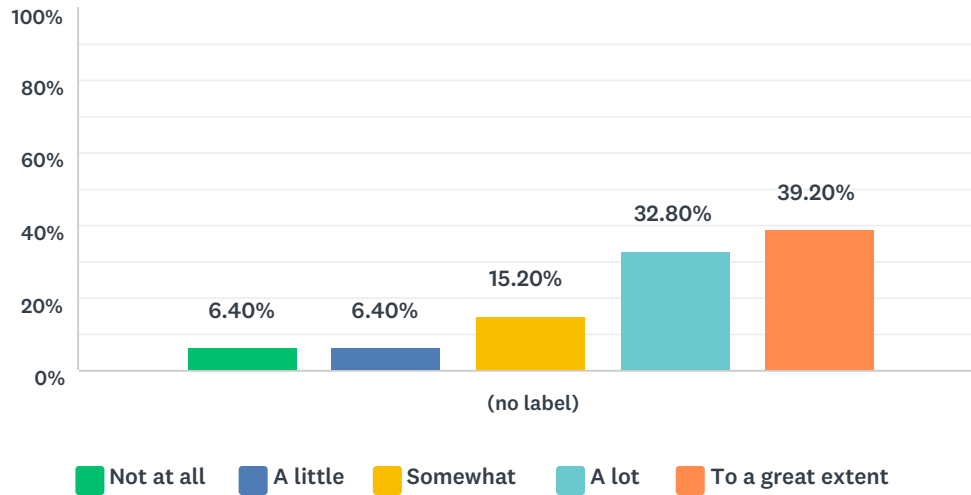
Answered: 131 Skipped: 18



	DECREASED A LOT	DECREASED SOME	STAYED THE SAME	INCREASED SOME	INCREASED A LOT	TOTAL	WEIGHTED AVERAGE
(no label)	2.29% 3	19.08% 25	64.89% 85	6.87% 9	6.87% 9	131	2.97

Q10 To what extent do officers in the Celina Police Department treat people fairly?

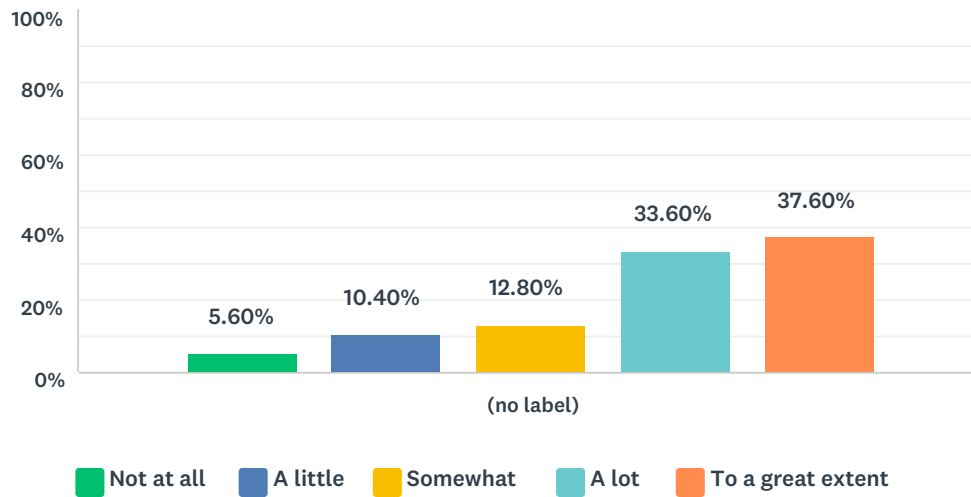
Answered: 125 Skipped: 24



	NOT AT ALL	A LITTLE	SOMEWHAT	A LOT	TO A GREAT EXTENT	TOTAL	WEIGHTED AVERAGE
(no label)	6.40%	6.40%	15.20%	32.80%	39.20%	125	3.92
	8	8	19	41	49		

Q11 To what extent do officers in the Celina Police Department show concern for community members?

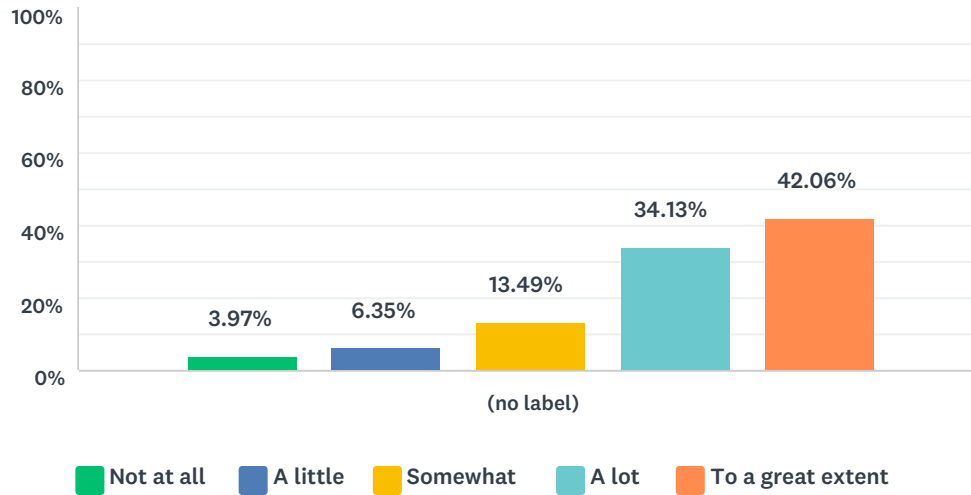
Answered: 125 Skipped: 24



	NOT AT ALL	A LITTLE	SOMEWHAT	A LOT	TO A GREAT EXTENT	TOTAL	WEIGHTED AVERAGE
(no label)	5.60%	10.40%	12.80%	33.60%	37.60%	125	3.87
	7	13	16	42	47		

Q12 To what extent are officers in the Celina Police Department respectful?

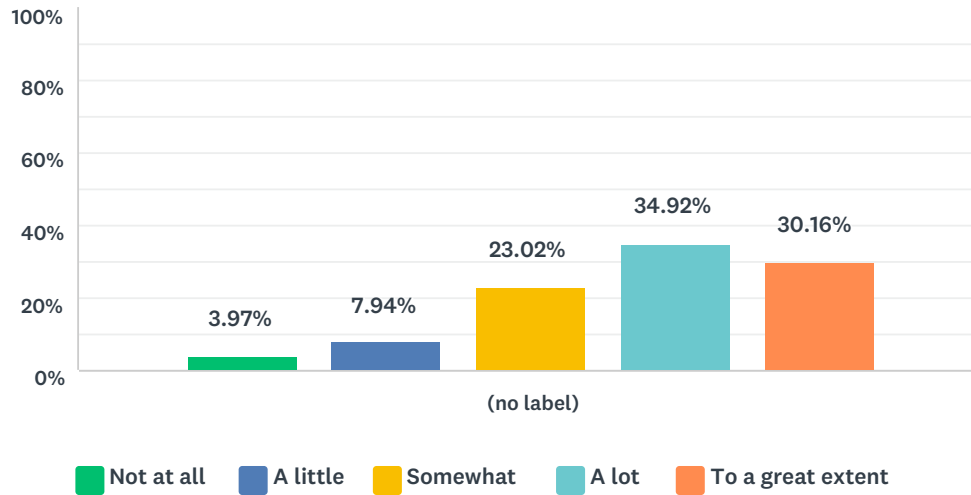
Answered: 126 Skipped: 23



	NOT AT ALL	A LITTLE	SOMEWHAT	A LOT	TO A GREAT EXTENT	TOTAL	WEIGHTED AVERAGE
(no label)	3.97%	6.35%	13.49%	34.13%	42.06%	126	4.04
	5	8	17	43	53		

Q13 To what extent is the Celina Police Department responsive to the concerns of community members?

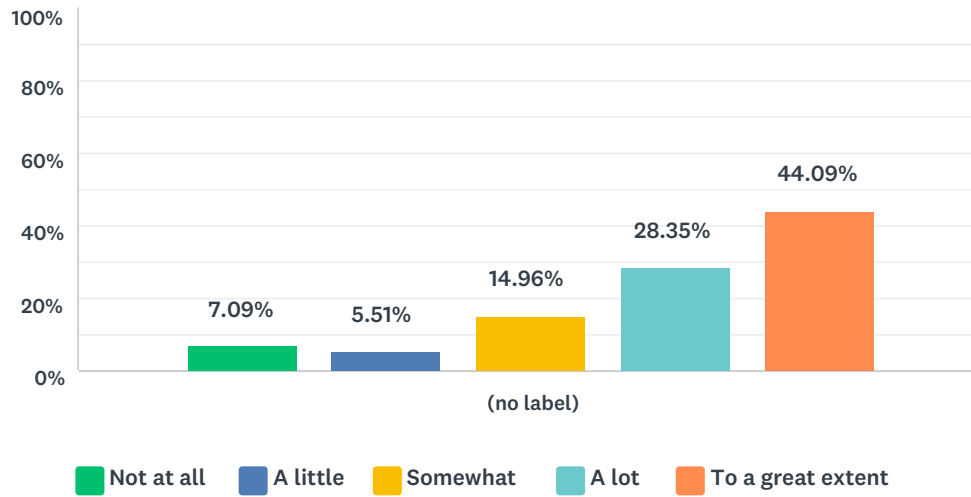
Answered: 126 Skipped: 23



	NOT AT ALL	A LITTLE	SOMEWHAT	A LOT	TO A GREAT EXTENT	TOTAL	WEIGHTED AVERAGE
(no label)	3.97%	7.94%	23.02%	34.92%	30.16%	126	3.79
	5	10	29	44	38		

Q14 To what extent do you trust the Celina Police Department?

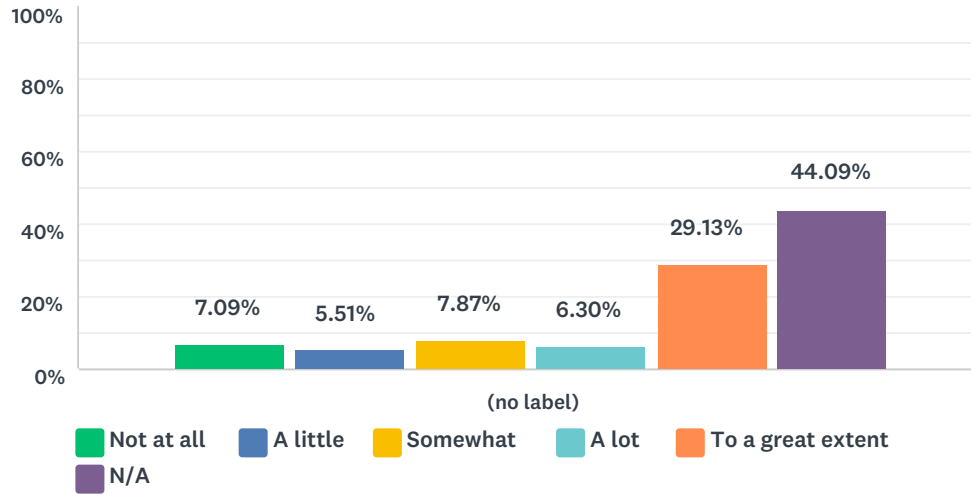
Answered: 127 Skipped: 22



	NOT AT ALL	A LITTLE	SOMEWHAT	A LOT	TO A GREAT EXTENT	TOTAL	WEIGHTED AVERAGE
(no label)	7.09%	5.51%	14.96%	28.35%	44.09%		
	9	7	19	36	56	127	3.97

Q15 If you had contact with an officer in the Celina Police Department during the past 12 months, to what extent did the officer sufficiently explain his or her actions and procedures?

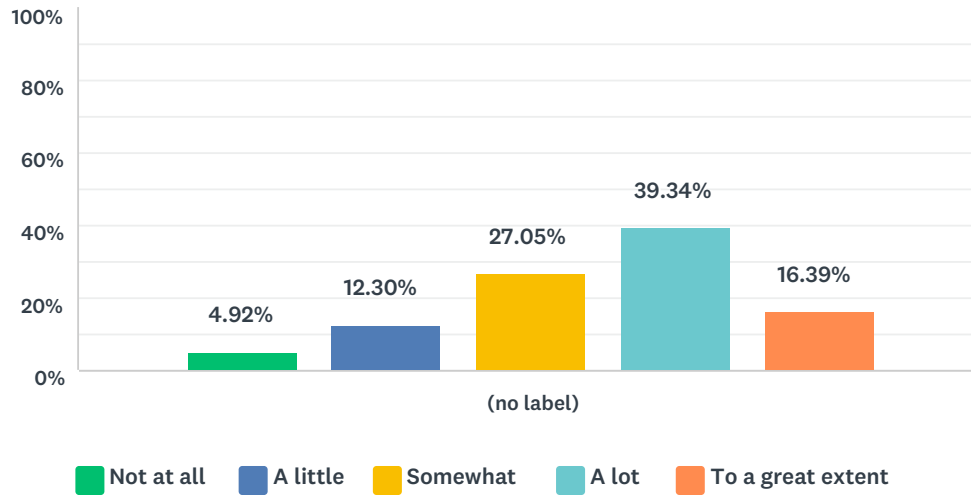
Answered: 127 Skipped: 22



	NOT AT ALL	A LITTLE	SOMEWHAT	A LOT	TO A GREAT EXTENT	N/A	TOTAL	WEIGHTED AVERAGE
(no label)	7.09%	5.51%	7.87%	6.30%	29.13%	44.09%	127	3.80
	9	7	10	8	37	56		

Q16 To what extent is the Celina Police Department effective at proactively preventing crime?

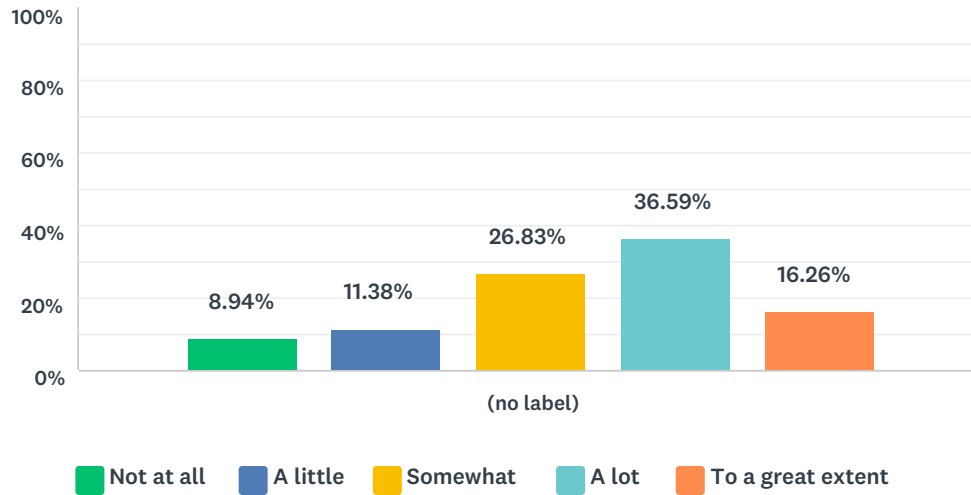
Answered: 122 Skipped: 27



	NOT AT ALL	A LITTLE	SOMEWHAT	A LOT	TO A GREAT EXTENT	TOTAL	WEIGHTED AVERAGE
(no label)	4.92%	12.30%	27.05%	39.34%	16.39%	122	3.50
	6	15	33	48	20		

Q17 To what extent is the Celina Police Department addressing the problems that really concern you?

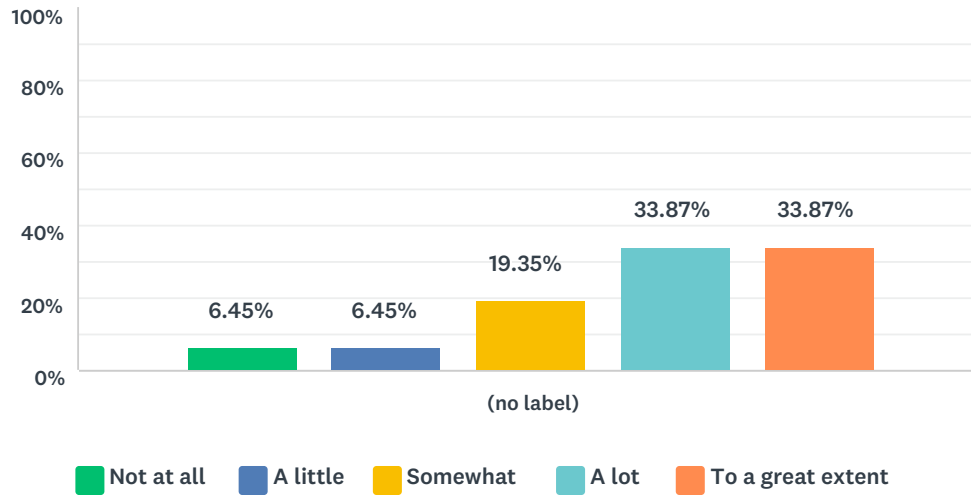
Answered: 123 Skipped: 26



	NOT AT ALL	A LITTLE	SOMEWHAT	A LOT	TO A GREAT EXTENT	TOTAL	WEIGHTED AVERAGE
(no label)	8.94%	11.38%	26.83%	36.59%	16.26%	123	3.40
	11	14	33	45	20		

Q18 To what extent are you satisfied with the overall performance of the Celina Police Department?

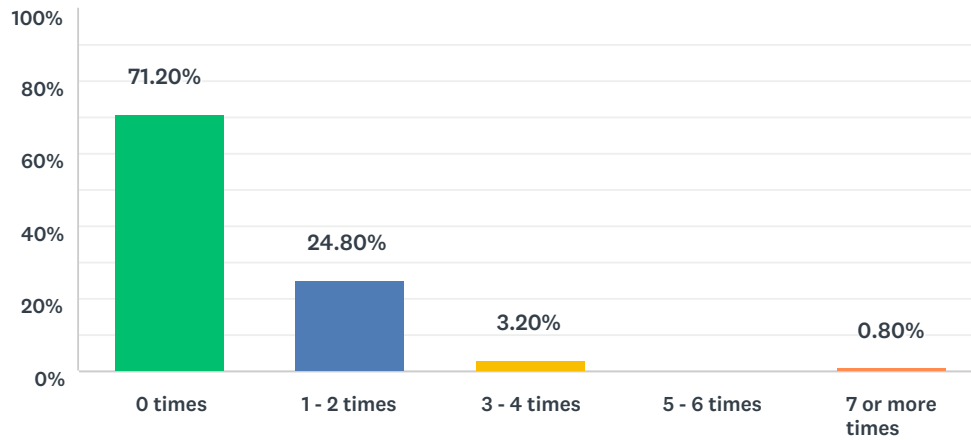
Answered: 124 Skipped: 25



	NOT AT ALL	A LITTLE	SOMEWHAT	A LOT	TO A GREAT EXTENT	TOTAL	WEIGHTED AVERAGE
(no label)	6.45%	6.45%	19.35%	33.87%	33.87%	124	3.82
	8	8	24	42	42		

Q19 How many times in the past 12 months have you had contact with the Celina Police Department for traffic issues (e.g., citation, warning, or vehicle crash)?

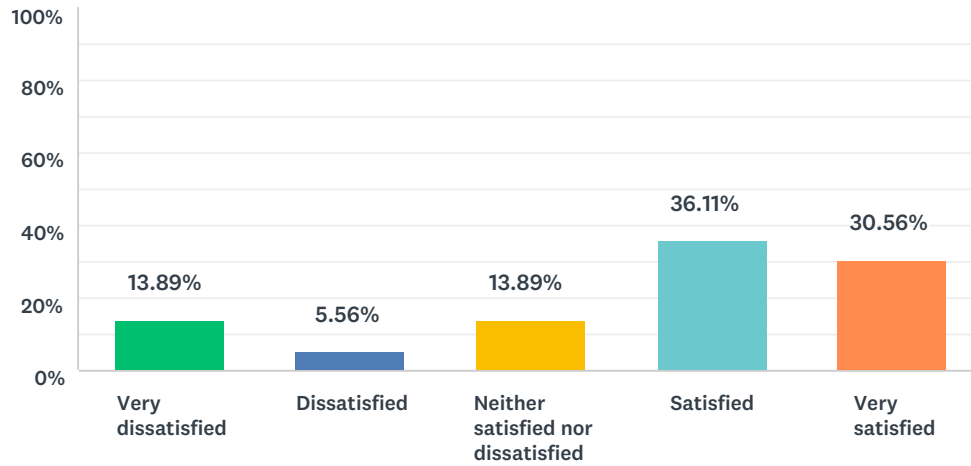
Answered: 125 Skipped: 24



ANSWER CHOICES	RESPONSES	
0 times	71.20%	89
1 - 2 times	24.80%	31
3 - 4 times	3.20%	4
5 - 6 times	0.00%	0
7 or more times	0.80%	1
TOTAL		125

Q20 To what extent are you satisfied with your interaction(s) with the Celina Police Department for traffic issues?

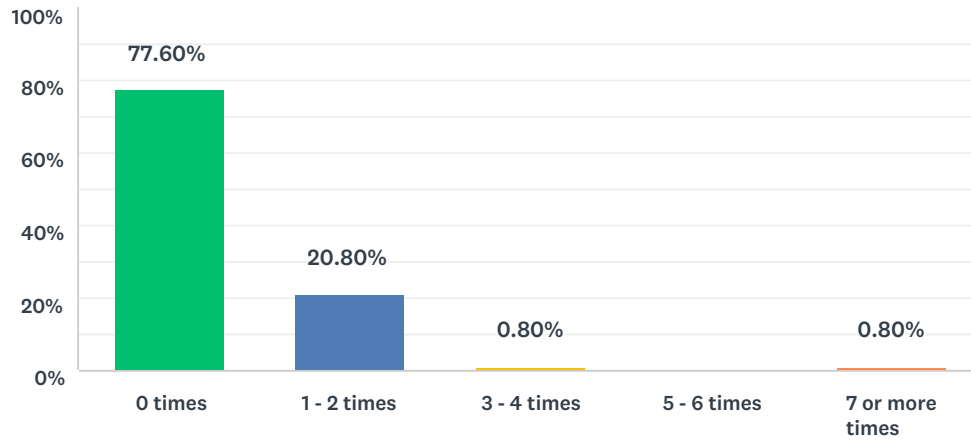
Answered: 36 Skipped: 113



ANSWER CHOICES	RESPONSES	
Very dissatisfied	13.89%	5
Dissatisfied	5.56%	2
Neither satisfied nor dissatisfied	13.89%	5
Satisfied	36.11%	13
Very satisfied	30.56%	11
TOTAL		36

Q21 How many times in the past 12 months have you had contact with the Celina Police Department for 911 emergency calls?

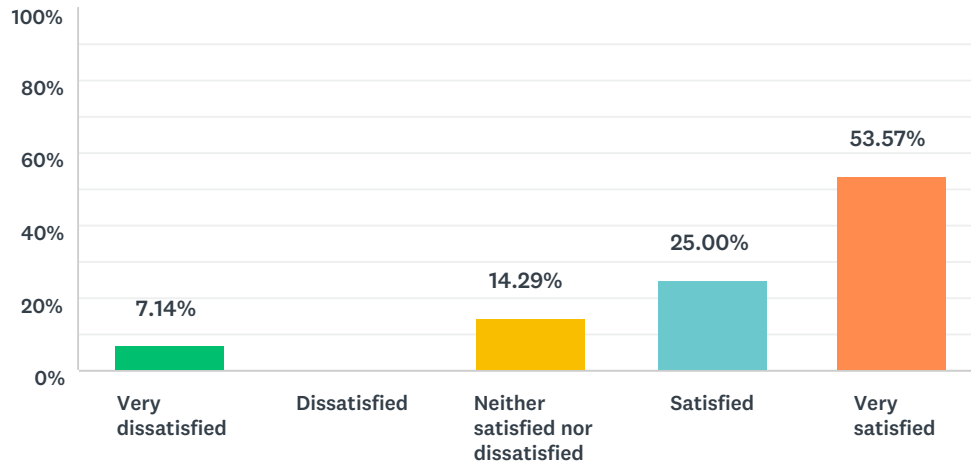
Answered: 125 Skipped: 24



ANSWER CHOICES	RESPONSES	
0 times	77.60%	97
1 - 2 times	20.80%	26
3 - 4 times	0.80%	1
5 - 6 times	0.00%	0
7 or more times	0.80%	1
TOTAL		125

Q22 To what extent are you satisfied with your interaction(s) with the Celina Police Department for 911 emergency calls?

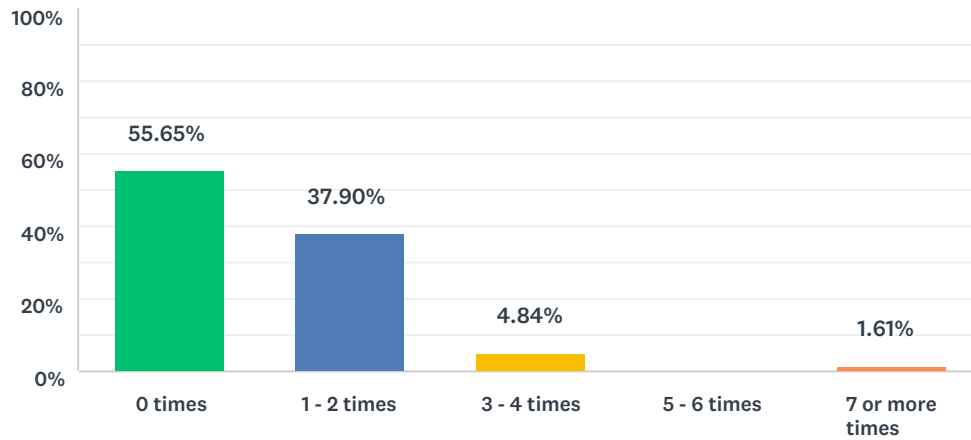
Answered: 28 Skipped: 121



ANSWER CHOICES	RESPONSES	
Very dissatisfied	7.14%	2
Dissatisfied	0.00%	0
Neither satisfied nor dissatisfied	14.29%	4
Satisfied	25.00%	7
Very satisfied	53.57%	15
TOTAL		28

Q23 How many times in the past 12 months have you had contact with the Celina Police Department for non-emergency calls (e.g., to report a crime or suspicious activity)?

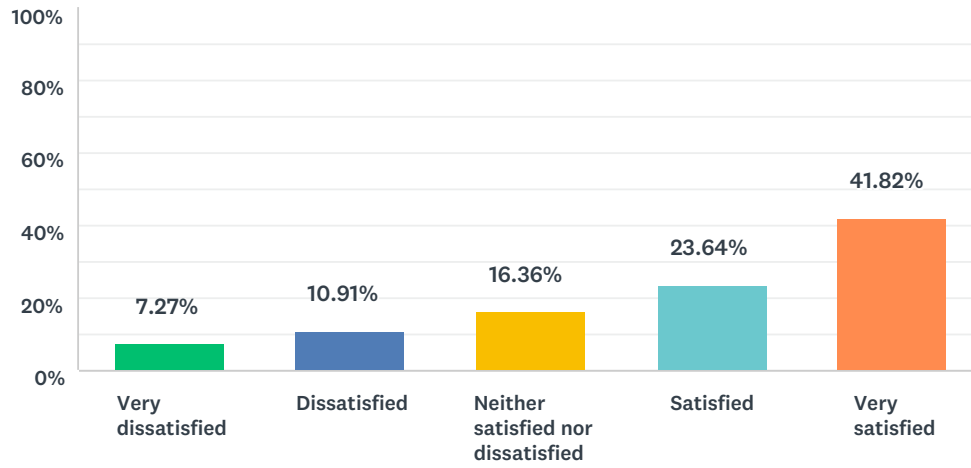
Answered: 124 Skipped: 25



ANSWER CHOICES	RESPONSES	
0 times	55.65%	69
1 - 2 times	37.90%	47
3 - 4 times	4.84%	6
5 - 6 times	0.00%	0
7 or more times	1.61%	2
TOTAL		124

Q24 To what extent are you satisfied with your interaction(s) with the Celina Police Department for non-emergency calls?

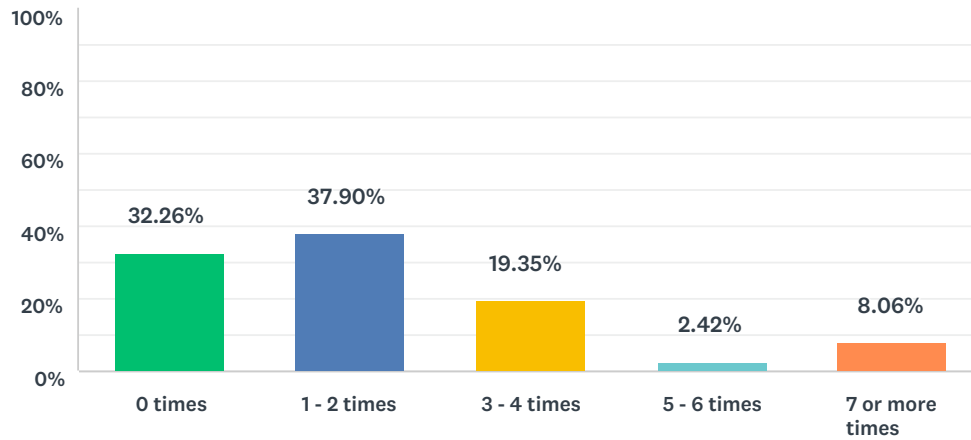
Answered: 55 Skipped: 94



ANSWER CHOICES	RESPONSES	
Very dissatisfied	7.27%	4
Dissatisfied	10.91%	6
Neither satisfied nor dissatisfied	16.36%	9
Satisfied	23.64%	13
Very satisfied	41.82%	23
TOTAL		55

Q25 How many times in the past 12 months have you had contact with the Celina Police Department for other contacts or interactions (e.g., attend a community meeting or talk to an officer on patrol)?

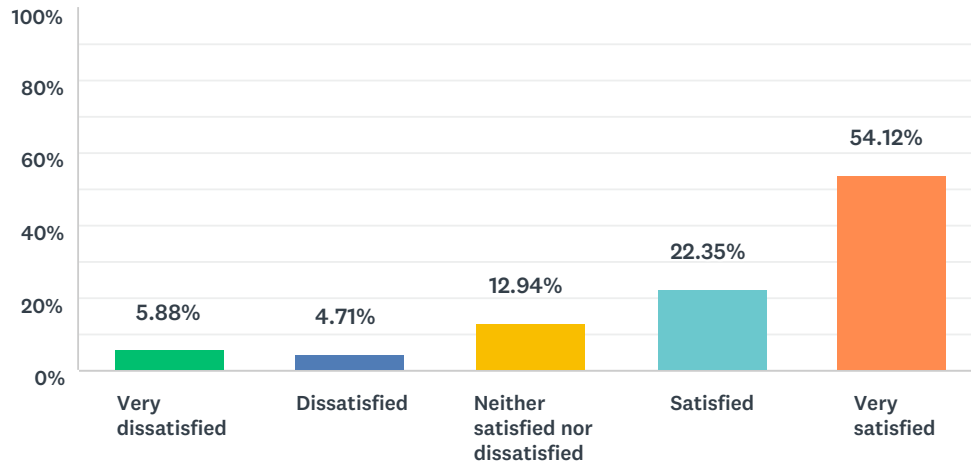
Answered: 124 Skipped: 25



ANSWER CHOICES	RESPONSES	
0 times	32.26%	40
1 - 2 times	37.90%	47
3 - 4 times	19.35%	24
5 - 6 times	2.42%	3
7 or more times	8.06%	10
TOTAL		124

Q26 To what extent are you satisfied with your interaction(s) with the Celina Police Department for other contacts or interactions?

Answered: 85 Skipped: 64



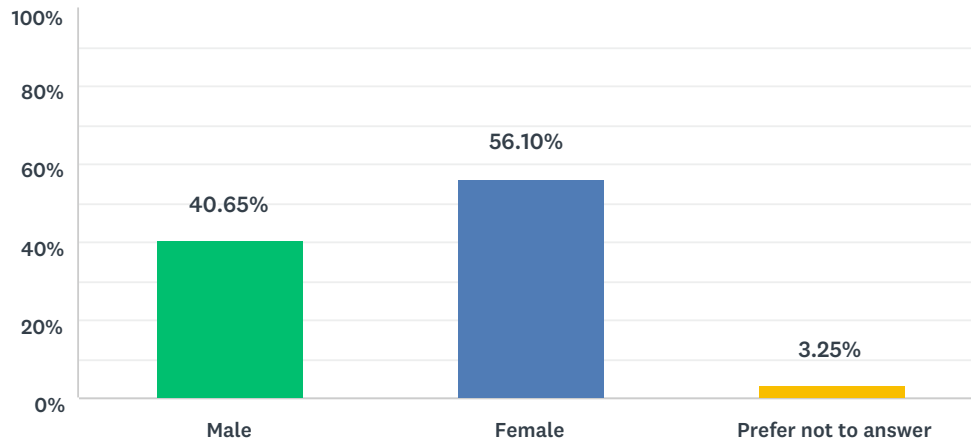
ANSWER CHOICES	RESPONSES	
Very dissatisfied	5.88%	5
Dissatisfied	4.71%	4
Neither satisfied nor dissatisfied	12.94%	11
Satisfied	22.35%	19
Very satisfied	54.12%	46
TOTAL		85

Q27 How many years have you lived in your community?

Answered: 120 Skipped: 29

Q28 What is your gender?

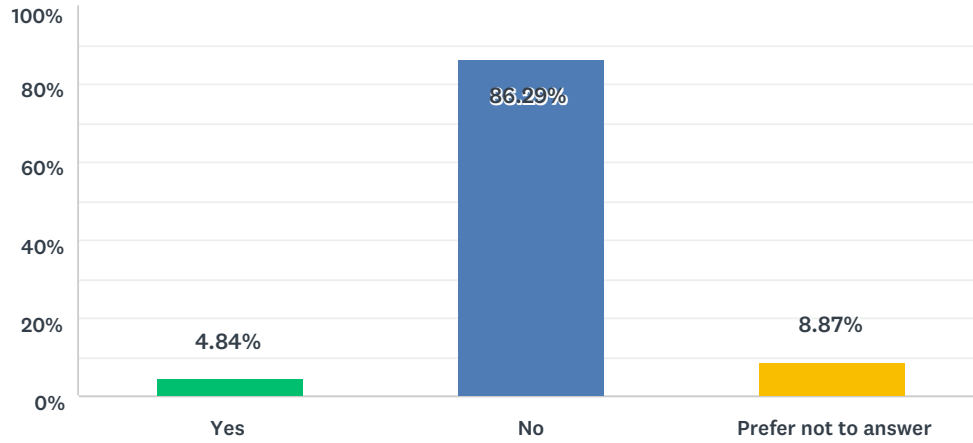
Answered: 123 Skipped: 26



ANSWER CHOICES	RESPONSES	
Male	40.65%	50
Female	56.10%	69
Prefer not to answer	3.25%	4
TOTAL		123

Q29 Are you Hispanic or Latino?

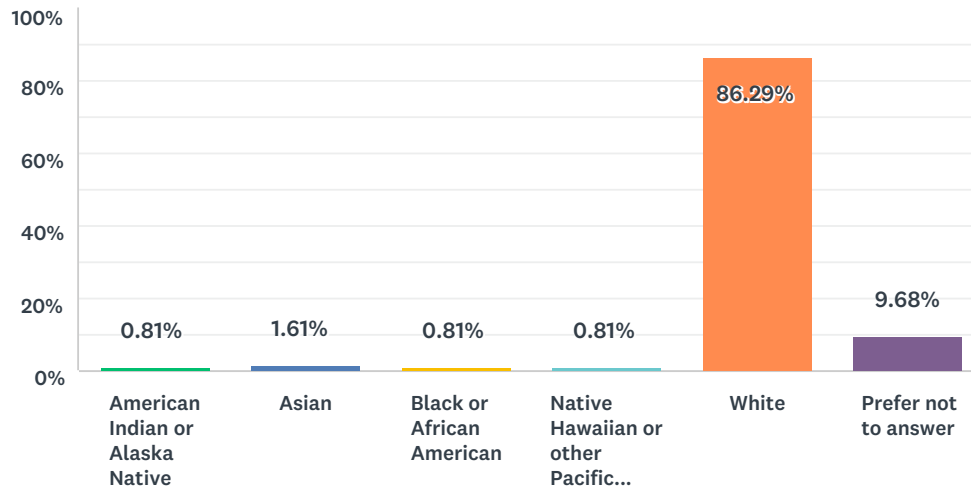
Answered: 124 Skipped: 25



ANSWER CHOICES	RESPONSES	
Yes	4.84%	6
No	86.29%	107
Prefer not to answer	8.87%	11
TOTAL		124

Q30 What is your race?

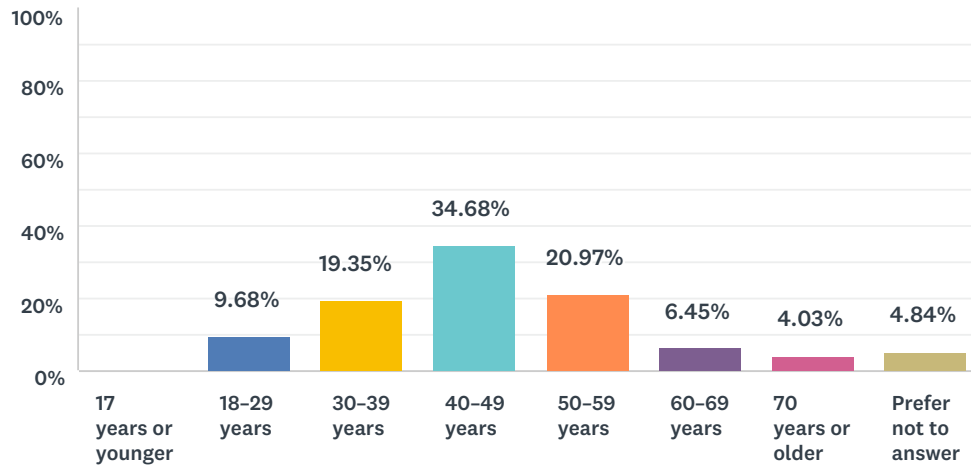
Answered: 124 Skipped: 25



ANSWER CHOICES	RESPONSES	
American Indian or Alaska Native	0.81%	1
Asian	1.61%	2
Black or African American	0.81%	1
Native Hawaiian or other Pacific Islander	0.81%	1
White	86.29%	107
Prefer not to answer	9.68%	12
TOTAL		124

Q31 What is your age group?

Answered: 124 Skipped: 25



ANSWER CHOICES	RESPONSES	
17 years or younger	0.00%	0
18-29 years	9.68%	12
30-39 years	19.35%	24
40-49 years	34.68%	43
50-59 years	20.97%	26
60-69 years	6.45%	8
70 years or older	4.03%	5
Prefer not to answer	4.84%	6
TOTAL		124